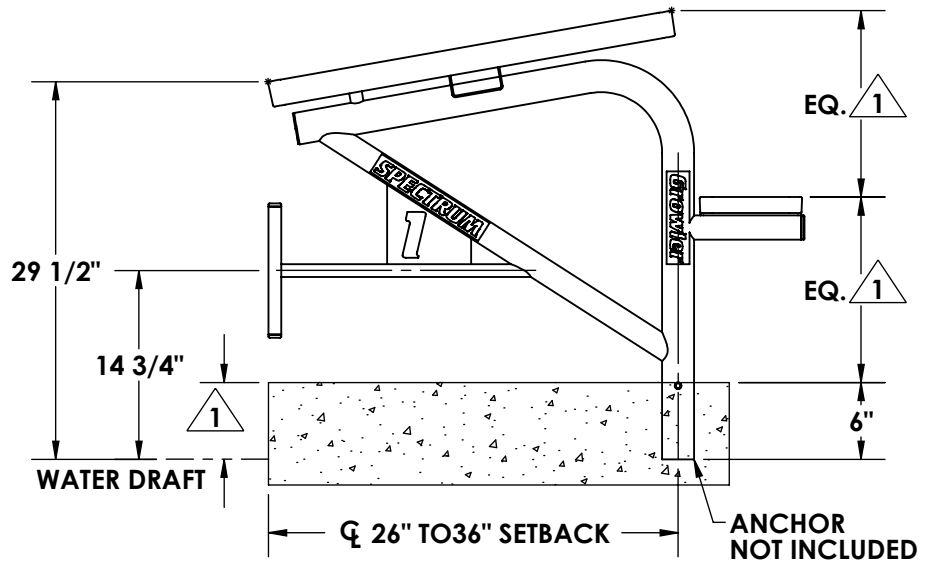
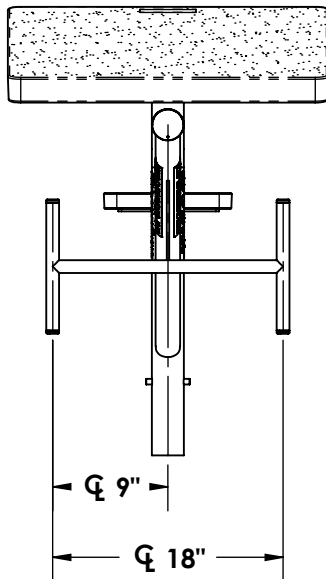
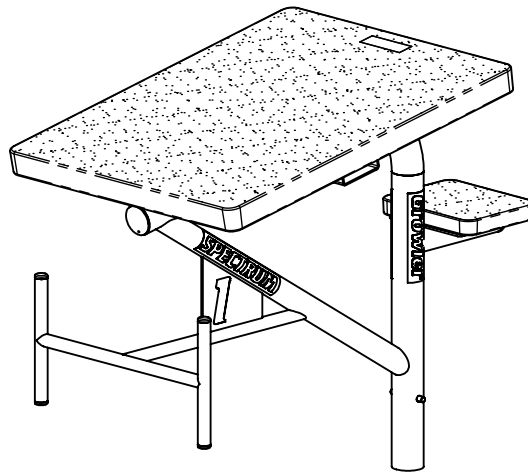
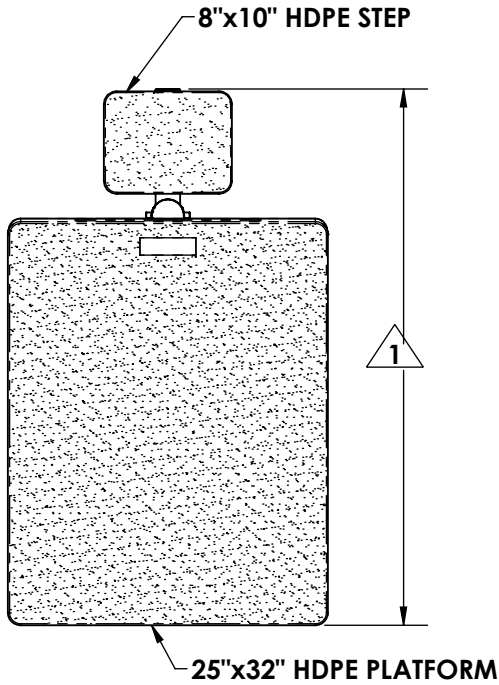


STARTLINE MODEL - GROWLER SP



NOTE:

1 DIMENSIONS VARY WITH SPECIFIC APPLICATIONS.
SPECIFICATIONS ARE NOMINAL AND ARE SUBJECT TO CHANGE.
PLEASE CONTACT SPECTUM PRODUCTS FOR CUSTOM APPLICATIONS.

SPECTRUM
Products

7100 Spectrum Lane
Missoula, Montana 59808
406.542.9781 * 800.791.8056
Fax: 406.542.1158
www.spectrumproducts.com

ENGINEERING DATA

| | |
|------------|----------------------------|
| PRODUCT: | GROWLER SP |
| PRODUCT #: | 21657-00 |
| REVISION: | A |
| MATERIAL: | 300 SERIES STAINLESS STEEL |

Starting Platform Growler, part number 21657

The starting platform shall be of the sprint start design, rear mount type, having a 24" x 32" platform top, single post design, allowing for ease of removal, incorporating a machined bronze anchor assembly with a cover for use when starting platforms are removed. The platform shall be designed and tested to not deflect when burdened with a 350 lb. dynamic load.

The starting platform shall consist of the following components:

Platform Frame

The platform frame is to be fabricated of 2 ½" O.D. x ¼ wall thickness, 300 series stainless steel and is to be formed in one continuous length, no welded mitered joints will be allowed. It shall be designed to support a starting surface at 30" from water level. A backstroke bar shall be provided and shall be located parallel to the top platform front edge. The backstroke bar shall be 300 series stainless steel and shall be 13" wide and it will be located 14 ¾" from the water surface. The backstroke bar shall be equipped with white rubber handgrips. Access step attachment bracket shall be 300 series stainless steel. All welds associated with the fabrications process are to be of the fusion T.I.G. type.

Platform Top

A white high-density polyethylene top shall be provided with the platform. The top shall be 24" x 32" and it shall have a non-slip textured surface. The platform top shall slope toward the pool edge at a ten-degree angle; the front edge shall be 29 ½" from water level.

Step

An access step shall be provided and shall be 8" x 10" in size and shall be located halfway between the pool deck and the rear of the top platform. The step shall be molded of high-density polyethylene. The step shall have a non-slip textured surface.

Numbering

Lane numbers shall be applied so that they are visible from all four sides of the platform. The numbers shall be dark blue in color and shall be chemical and UV resistant vinyl.

Anchor

A single 3 ½" O.D. x 2 ½" I.D., bronze anchor sleeve shall support the starting platform assembly. The anchor shall have 2 ½" diameter locating slots in its top surface. The locating slots are to receive the rotation retention rod of the starting platform. The anchor shall be fitted with a grounding bolt for proper bonding. It shall also be provided with a tamper-resistant lid and lid removal tool.

Warranty

Two year limited warranty.



7100 Spectrum Lane ~ Missoula, Montana 59808
800.791.8056 ~ 406.542.9781
Fax: 406-542-1158
www.spectrumproducts.com