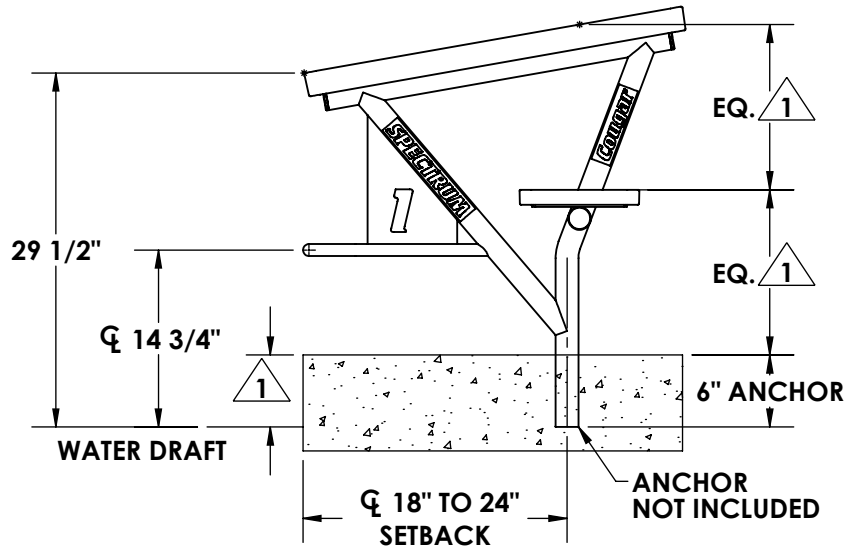
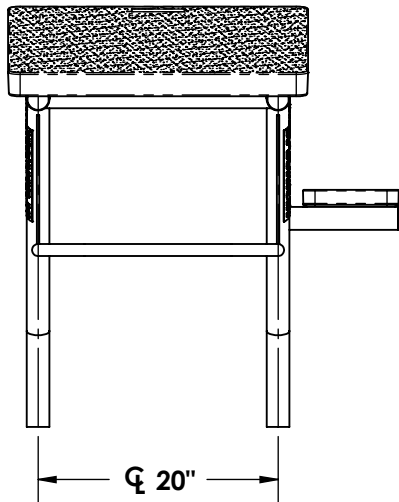
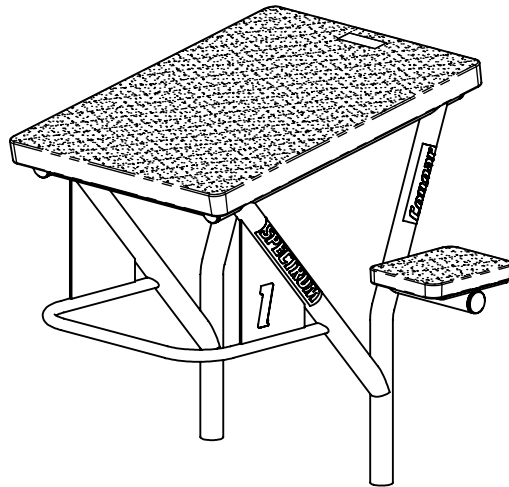
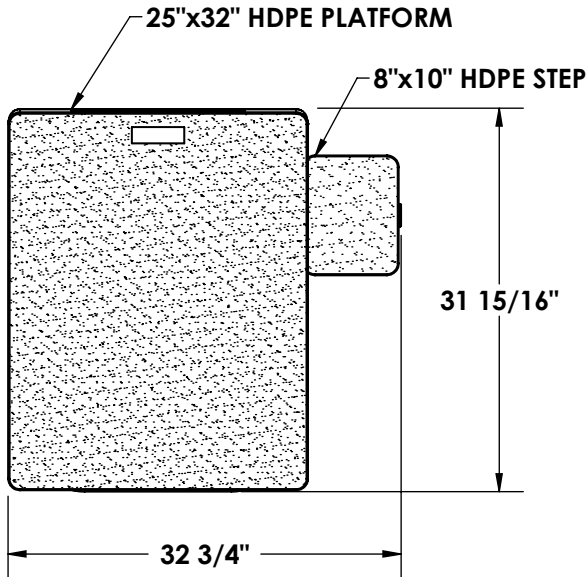


**STARTLINE
MODEL - COUGAR SIDE STEP DP**



NOTE:

1 DIMENSIONS VARY WITH SPECIFIC APPLICATIONS.
SPECIFICATIONS ARE NOMINAL AND ARE SUBJECT TO CHANGE.
PLEASE CONTACT SPECTUM PRODUCTS FOR CUSTOM APPLICATIONS.

SPECTRUM
Products

7100 Spectrum Lane
Missoula, Montana 59808
406.542.9781 * 800.791.8056
Fax: 406.542.1158
www.spectrumproducts.com

ENGINEERING DATA

PRODUCT:	COUGAR SIDE STEP DP
PRODUCT #:	21135-00
REVISION:	A
MATERIAL:	300 SERIES STAINLESS STEEL

Starting platform Cougar (side mount) number 21135

The starting platform shall be of the side mount type, dual post design, allowing for ease of removal, incorporating a stainless steel anchor assembly with a cover for use when starting platforms are removed.

The starting platform shall consist of the following components:

Platform Frame

The platform frame is to be fabricated of 1.90" O. D. x 1.61" I. D., 300 series stainless steel and is to be formed in one continuous length, no welded mitered joints will be allowed. A backstroke bar shall be provided and shall be located parallel to the top platform front edge. The backstroke bar shall be 300 series stainless steel, 20" wide and located 14-3/4" from the water surface. Access step attachment brackets shall be 300 series stainless steel. All welds associated with the fabrication process are to be of the fusion T.I.G. type.

Platform Top

A high-density polyethylene top shall be provided with the platform. The top shall be 32" x 24" and it shall have a molded in non-slip textured surface. The platform top shall slope toward the pool edge at a ten-degree angle.

Step

An access step shall be provided and shall be 8" x 10" in size and shall be located halfway between the pool deck and the rear of the top platform. The step shall be molded of high-density polyethylene. The step shall have a molded in non-slip textured surface.

Anchor

Two (2) - 2.06" O. D. x 1.90" I.D., 300 series stainless steel anchor sleeves, shall support the starting platform. The sleeves shall be mounted to a 12-gauge, 300 series stainless channel; sleeves will be mounted 20-inches on centerline. The top of the sleeves shall be stabilized, using 3/8", stainless steel rod. The anchor shall be fitted with a grounding bolt for bonding. Tamper-resistant lids with removal tools shall be provide for each anchor of the anchor sleeves.

Numbering

Lane numbers shall be applied so that they are visible from all four sides of the platform. The numbers shall be dark blue in color, shall be chemical and UV resistant vinyl.

Warranty

Two year limited warranty.



7100 Spectrum Lane ~ Missoula, Montana 59808
800.791.8056 ~ 406.542.9781
Fax: 406-542-1158
www.spectrumproducts.com