
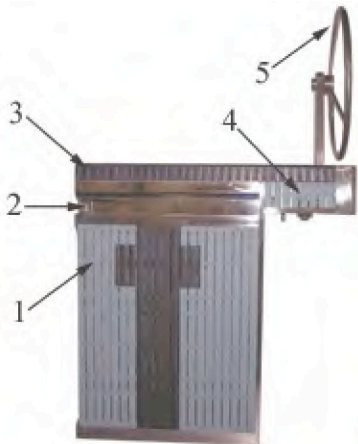
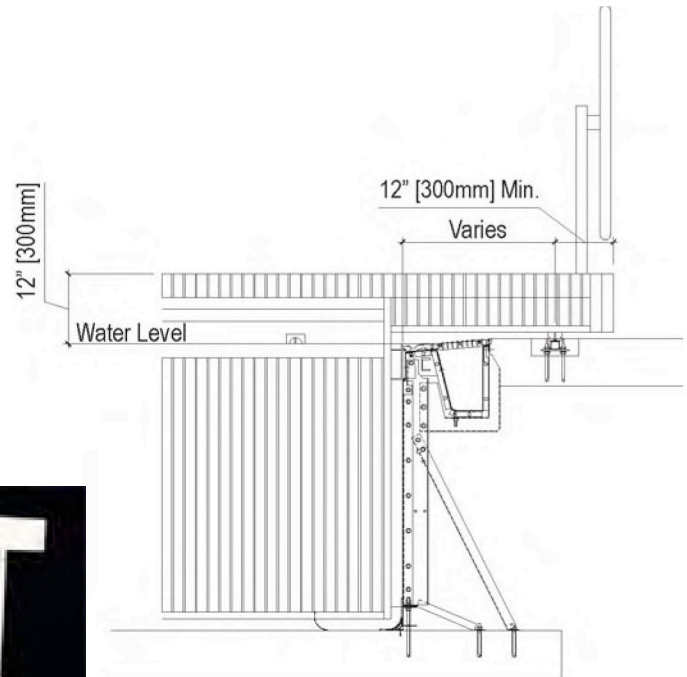


**Competition Equipment – Automated Moveable Bulkhead**

Automated stainless steel and ABS movable bulkhead. Features patented Myrtha® movement system which requires no floating ballasts. Standard colors are light blue face, dark blue corners, and ivory deck with polished stainless edge trim and line anchor recess along with black wall targets.



**View of Twin Bulkheads across Stretch 50**



**Components:**

1. ABS Face
2. Stainless Steel Line Anchor Channel
3. ABS Corner
4. Deck Cantilever

**Application & Limitations:**

Intended for use with Myrtha® new and RenovAction® wall systems. For use only with straight wall systems. Standard deck width may vary between approximately 4' (1.2M) and 6'-6" (2M). Standard depth may vary up to approximately 6'-6" (2M) below water level. Bulkhead deck cantilever varies with gutter type. Bulkheads require Myrtha® standard stainless steel starting blocks. Please call for custom bulkhead configurations and more detailed specifications.

**Performance (Technical) Specifications:**

Designed in conformance with FINA standards.

Myrtha Pools USA, Inc. makes no representation regarding the accuracy or completeness of these documents. It is the responsibility of the end user to check with the local Myrtha Pools USA, Inc. representative for updates



Simply the Best!

[www.myrthapoolsusa.com](http://www.myrthapoolsusa.com)

One Sarasota Tower 2 North Tamiami Trail, Suite 102 Sarasota, FL 34236

P -941.955.2591 / F -941.955.0862

West Coast Regional Office / Colorado Springs, CO. / Midwest Regional Office / Technical

TOLL FREE - 877-MPUSAPOL